

HIGH POWER

Isolated Dimmable Constant Current LED Driver

For Outdoor Lighting, Landscape Lighting, Horticulture Lighting, Commercial Lighting, Residential Lighting ...

DALI-2 | D4i | Push | DMX512 | 0-10V Diming



SMT-SU Series (Input 100-277VAC)

SMT-SH Series (Input 180-528VAC)

- DALI member
DALI-2 Certificate
- D4i
Certificate
- 1 - 100%
Full dimming range
- 1%
Dimming depth
- 95%
High efficiency
- LOW THD
THD < 2-3%
- Flicker-free
Smooth dimming
- RDM function
Setting address
- 6/10KV
Surge protection
- 24V
Built-in Integrated
DALI BUS POWER
- AUX
Built-in
Aux power supply
- Light decay
compensation
- Temperature
control
- Timing
- Life warning
- NFC
Programmable

Perfect for LED fixtures

- Grow lights
- Mining Lamp
- Garden light
- Street lights
- Flood Light
- Spotlights
- Spotlights
- Downlights

Wiring diagram

Diagram 1 DALI Master

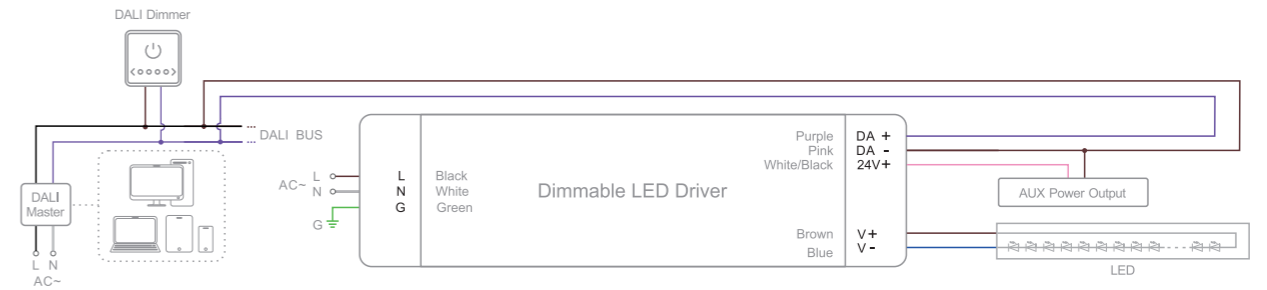


Diagram 2 Controller

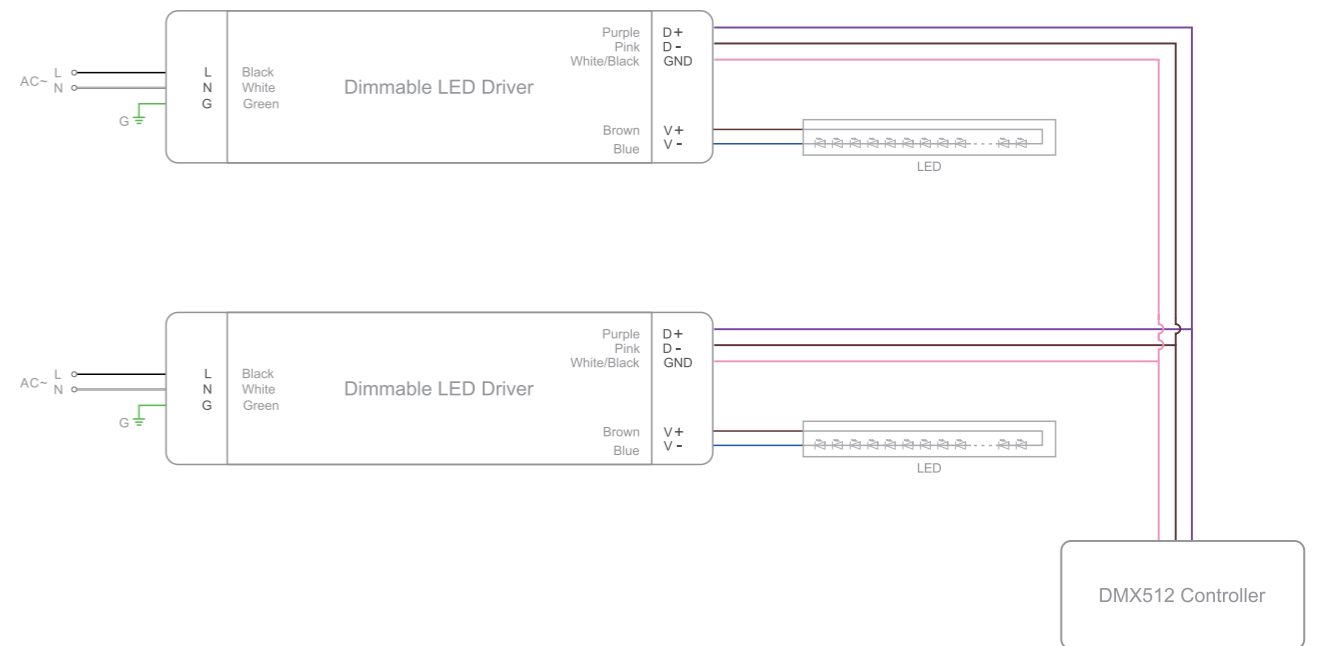
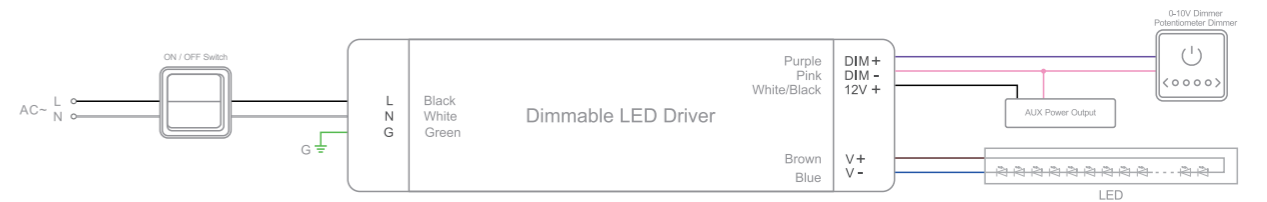


Diagram 3 0/1-10V



SMT-SU Series

100-277VAC Constant Current Dimmable LED Driver

DALI-2 | D4i | Push | DMX512 | 0-10V | Dimming



SMT-SU Series

D4I Dimming	D4i & Push Dimming	DALI-2 & Push Dimming	DMX512 Dimming	0-10V Dimming
SMT-SU-D4I * series	SMT-SU-D4P * series	SMT-SU-DP2 * series	SMT-SU-DMX * series	SMT-SU-CD * series

- The **SMT-SU series** is 20W-720W constant current dimmable driver
- Input 100-277VAC
- Dimming depth 1%
- 95% High efficiency
- SMT-SU-D4I series: With 24V/0.125A Built-in Auxiliary power
SMT-SU-CD series: With 12V/0.3A Built-in Auxiliary power
- Ultra-high PF value and low THD
- Standby power consumption is less than 0.5W
- IP67 waterproof
- Shell professional design, good heat dissipation, greatly improve the reliability of the product, and extend the life of the product.
- ProNFC APP & Handheld device function:
 - 1.Setting address (DALI-2)
 - 2.Setting current (DALI-2 / DMX512 / 0-10V)
 - 3.Temperature control (Linear shell)
 - 4.Setting light decay compensation
 - 5.Timing
 - 6.Setting life warning

ProNFC APP Download



ProNFC App



Handheld device



For iPhone users

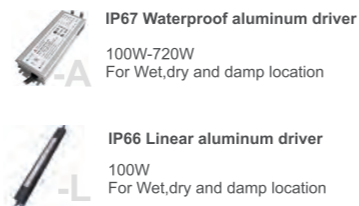


For Android users

SMT-SU100W070-D4IA-Y

① ② ③ ④ ⑤

- Power:** 100W / 150W / 200W / 240W / 320W / 480W / 720W
- Max. output current**
- D4I:** DALI-2 D4I
D4P: D4i & Push
DP2: DALI 2 & Push
DMX: DMX512
CD: 0-10V
- A:** IP67 Waterproof aluminum driver
L: IP66 linear aluminum driver
- Blank:** no AUX. Power, no Temp. Control
Y: Built-in Auxiliary power
T: Temperature control



SMT-SU Series 100-277VAC

Power	Picture	Output	SMT-SU Series 100-277VAC			
			D4i & Push SMT-SU-D4PL Series	DALI-2 & Push SMT-SU-DP2L Series	DMX512 SMT-SU-DMXL Series	0-10V SMT-SU-CDL Series
100W	 365.8*38.5*23.6mm	12-54V 210-2100mA 24-93V 160-1600mA	SMT-SU100W210-D4PL SMT-SU100W160-D4PL	SMT-SU100W210-DP2L SMT-SU100W160-DP2L	SMT-SU100W210-DMXL SMT-SU100W160-DMXL	SMT-SU100W210-CDL SMT-SU100W160-CDL

SMT-SU Series 120-277VAC

Power	Picture	Output	SMT-SU Series 120-277VAC		
			D4i SMT-SU-D4IA Series	DMX512 SMT-SU-DMXA Series	0-10V SMT-SU-CDA Series
100W	 193*67.3*31.3mm	72-232V 70-700mA 42-117V 120-1200mA 24-71V 210-2100mA	SMT-SU100W070-D4IA-Y SMT-SU100W120-D4IA-Y SMT-SU100W210-D4IA-Y	SMT-SU100W070-DMXA SMT-SU100W120-DMXA SMT-SU100W210-DMXA	SMT-SU100W070-CDA SMT-SU100W120-CDA SMT-SU100W210-CDA
150W	 217.6*67.3*31.3mm	71-214V 105-1050mA 54-143V 140-1400mA 36-107V 210-2100mA 27-71V 280-2800mA 18-54V 420-4200mA	SMT-SU150W105-D4IA-Y SMT-SU150W140-D4IA-Y SMT-SU150W210-D4IA-Y SMT-SU150W280-D4IA-Y SMT-SU150W420-D4IA-Y	SMT-SU150W105-DMXA SMT-SU150W140-DMXA SMT-SU150W210-DMXA SMT-SU150W280-DMXA SMT-SU150W420-DMXA	SMT-SU150W105-CDA SMT-SU150W140-CDA SMT-SU150W210-CDA SMT-SU150W280-CDA SMT-SU150W420-CDA
200W	 217.6*67.3*31.3mm	95-235V 105-1050mA 71-190V 140-1400mA 48-143V 210-2100mA 36-91V 280-2800mA 24-71V 420-4200mA	SMT-SU200W105-D4IA-Y SMT-SU200W140-D4IA-Y SMT-SU200W210-D4IA-Y SMT-SU200W280-D4IA-Y SMT-SU200W420-D4IA-Y	SMT-SU200W105-DMXA SMT-SU200W140-DMXA SMT-SU200W210-DMXA SMT-SU200W280-DMXA SMT-SU200W420-DMXA	SMT-SU200W105-CDA SMT-SU200W140-CDA SMT-SU200W210-CDA SMT-SU200W280-CDA SMT-SU200W420-CDA
240W	 253.6*78*42.5mm	80-267V 150-1500mA 50-150V 240-2400mA 38-96V 320-3200mA 24-73V 490-4900mA 19-49V 630-6300mA	SMT-SU240W150-D4IA-Y SMT-SU240W240-D4IA-Y SMT-SU240W320-D4IA-Y SMT-SU240W490-D4IA-Y SMT-SU240W630-D4IA-Y	SMT-SU240W150-DMXA SMT-SU240W240-DMXA SMT-SU240W320-DMXA SMT-SU240W490-DMXA SMT-SU240W630-DMXA	SMT-SU240W150-CDA SMT-SU240W240-CDA SMT-SU240W320-CDA SMT-SU240W490-CDA SMT-SU240W630-CDA
320W	 253.6*78*42.5mm	133-356V 120-1200mA 72-213V 220-2200mA 50-128V 320-3200mA 31-86V 510-5100mA 23-60V 700-7000mA	SMT-SU320W120-D4IA-Y SMT-SU320W220-D4IA-Y SMT-SU320W320-D4IA-Y SMT-SU320W510-D4IA-Y SMT-SU320W700-D4IA-Y	SMT-SU320W120-DMXA SMT-SU320W220-DMXA SMT-SU320W320-DMXA SMT-SU320W510-DMXA SMT-SU320W700-DMXA	SMT-SU320W120-CDA SMT-SU320W220-CDA SMT-SU320W320-CDA SMT-SU320W510-CDA SMT-SU320W700-CDA
480W	 279.4*89.5*44.5mm	171-480V 140-1400mA 100-300V 240-2400mA 55-171V 440-4400mA 38-100V 640-6400mA 29-70V 840-8400mA	SMT-SU480W140-D4IA-Y SMT-SU480W240-D4IA-Y SMT-SU480W440-D4IA-Y SMT-SU480W640-D4IA-Y SMT-SU480W840-D4IA-Y	SMT-SU480W140-DMXA SMT-SU480W240-DMXA SMT-SU480W440-DMXA SMT-SU480W640-DMXA SMT-SU480W840-DMXA	SMT-SU480W140-CDA SMT-SU480W240-CDA SMT-SU480W440-CDA SMT-SU480W640-CDA SMT-SU480W840-CDA
720W	 390.2*89.5*44.5mm	189-422V 200-2000mA 116-260V 320-3200mA 70-156V 530-5300mA 25-56V 1500-15000mA	SMT-SU720W200-D4IA-Y SMT-SU720W320-D4IA-Y SMT-SU720W530-D4IA-Y SMT-SU720W15A-D4IA-Y	SMT-SU720W200-DMXA SMT-SU720W320-DMXA SMT-SU720W530-DMXA SMT-SU720W15A-DMXA	SMT-SU720W200-CDA SMT-SU720W320-CDA SMT-SU720W530-CDA SMT-SU720W15A-CDA

SMT-SH Series

180-528VAC Constant Current Dimmable LED Driver

DALI-2 D4i | DMX512 | 0-10V | Dimming



SMT-SH Series

D4i Dimming	DMX512 Dimming	0-10V Dimming
SMT-SH-D4IA * series	SMT-SH-DMXA * series	SMT-SH-CDA * series

- The **SMT-SH series** is 100W-800W constant current dimmable driver
- Input 180-528VAC
- Dimming depth 1%
- 95% High efficiency
- SMT-SH-D4IA series: With 24V/0.125A Built-in Auxiliary power
SMT-SH-CDA series: With 12V/0.3A Built-in Auxiliary power
- Ultra-high PF value and low THD
- Standby power consumption is less than 0.5W
- IP67 waterproof
- Shell professional design, good heat dissipation, greatly improve the reliability of the product, and extend the life of the product.
- ProNFC APP & Handheld device function:
 - 1.Setting address (DALI-2)
 - 2.Setting current (DALI-2 / DMX512 / 0-10V)
 - 3.Setting light decay compensation
 - 4.Timing
 - 5.Setting life warning

ProNFC APP Download



ProNFC App



Handheld device



For iPhone users



For Android users



DiiA member
DALI-2 Certificate



Lightning protection



24V
Built-in Integrated
DALI BUS Power Supply



AUX
Built-in
Aux power supply



RDM function
Setting address



D4i
Certificate



Light decay
compensation



Timing



Life warning



NFC function
Setting address & current

SMT-SH100W070-D4IA-Y

- 1 Power: 100W / 150W / 200W / 240W / 320W / 480W / 600W / 800W
- 2 Max. output current
- 3 D4i: DALI-2 D4i
DMX: DMX512
CD: 0-10V
- 4 A: IP67 Waterproof aluminum driver
- 5 Blank: no AUX. Power, no Temp. Control
Y: Built-in Auxiliary power
T: Temperature control



IP67 Waterproof aluminum driver
100W-800W
For Wet, dry and damp location

Power	Picture	Output	SMT-SH Series		
			D4i SMT-SH-D4IA Series	DMX512 SMT-SH-DMXA Series	0-10V SMT-SH-CDA Series
100W		72-232V 70-700mA	SMT-SH100W070-D4IA-Y	SMT-SH100W070-DMXA	SMT-SH100W070-CDA
		42-117V 120-1200mA	SMT-SH100W120-D4IA-Y	SMT-SH100W120-DMXA	SMT-SH100W120-CDA
		24-71V 210-2100mA	SMT-SH100W210-D4IA-Y	SMT-SH100W210-DMXA	SMT-SH100W210-CDA
150W		71-214V 105-1050mA	SMT-SH150W105-D4IA-Y	SMT-SH150W105-DMXA	SMT-SH150W105-CDA
		54-143V 140-1400mA	SMT-SH150W140-D4IA-Y	SMT-SH150W140-DMXA	SMT-SH150W140-CDA
		36-107V 210-2100mA	SMT-SH150W210-D4IA-Y	SMT-SH150W210-DMXA	SMT-SH150W210-CDA
		27-71V 280-2800mA	SMT-SH150W280-D4IA-Y	SMT-SH150W280-DMXA	SMT-SH150W280-CDA
		18-54V 420-4200mA	SMT-SH150W420-D4IA-Y	SMT-SH150W420-DMXA	SMT-SH150W420-CDA
200W		95-285V 105-1050mA	SMT-SH200W105-D4IA-Y	SMT-SH200W105-DMXA	SMT-SH200W105-CDA
		71-190V 140-1400mA	SMT-SH200W140-D4IA-Y	SMT-SH200W140-DMXA	SMT-SH200W140-CDA
		48-143V 210-2100mA	SMT-SH200W210-D4IA-Y	SMT-SH200W210-DMXA	SMT-SH200W210-CDA
		36-91V 280-2800mA	SMT-SH200W280-D4IA-Y	SMT-SH200W280-DMXA	SMT-SH200W280-CDA
		24-71V 420-4200mA	SMT-SH200W420-D4IA-Y	SMT-SH200W420-DMXA	SMT-SH200W420-CDA
240W		114-342V 105-1050mA	SMT-SH240W105-D4IA-Y	SMT-SH240W105-DMXA	SMT-SH240W105-CDA
		80-267V 150-1500mA	SMT-SH240W150-D4IA-Y	SMT-SH240W150-DMXA	SMT-SH240W150-CDA
		50-150V 240-2400mA	SMT-SH240W240-D4IA-Y	SMT-SH240W240-DMXA	SMT-SH240W240-CDA
		38-96V 320-3200mA	SMT-SH240W320-D4IA-Y	SMT-SH240W320-DMXA	SMT-SH240W320-CDA
		24-73V 490-4900mA	SMT-SH240W490-D4IA-Y	SMT-SH240W490-DMXA	SMT-SH240W490-CDA
320W		133-410V 120-1200mA	SMT-SH320W120-D4IA-Y	SMT-SH320W120-DMXA	SMT-SH320W120-CDA
		72-213V 220-2200mA	SMT-SH320W220-D4IA-Y	SMT-SH320W220-DMXA	SMT-SH320W220-CDA
		50-128V 320-3200mA	SMT-SH320W320-D4IA-Y	SMT-SH320W320-DMXA	SMT-SH320W320-CDA
		31-86V 510-5100mA	SMT-SH320W510-D4IA-Y	SMT-SH320W510-DMXA	SMT-SH320W510-CDA
		23-60V 700-7000mA	SMT-SH320W700-D4IA-Y	SMT-SH320W700-DMXA	SMT-SH320W700-CDA
480W		171-480V 140-1400mA	SMT-SH480W140-D4IA-Y	SMT-SH480W140-DMXA	SMT-SH480W140-CDA
		100-300V 240-2400mA	SMT-SH480W240-D4IA-Y	SMT-SH480W240-DMXA	SMT-SH480W240-CDA
		55-171V 440-4400mA	SMT-SH480W440-D4IA-Y	SMT-SH480W440-DMXA	SMT-SH480W440-CDA
		38-100V 640-6400mA	SMT-SH480W640-D4IA-Y	SMT-SH480W640-DMXA	SMT-SH480W640-CDA
		29-70V 840-8400mA	SMT-SH480W840-D4IA-Y	SMT-SH480W840-DMXA	SMT-SH480W840-CDA
600W		214-428V 170-1700mA	SMT-SH600W170-D4IA-Y	SMT-SH600W170-DMXA	SMT-SH600W170-CDA
		143-286V 270-2700mA	SMT-SH600W270-D4IA-Y	SMT-SH600W270-DMXA	SMT-SH600W270-CDA
		94-188V 400-4000mA	SMT-SH600W400-D4IA-Y	SMT-SH600W400-DMXA	SMT-SH600W400-CDA
		42-100V 860-8600mA	SMT-SH600W860-D4IA-Y	SMT-SH600W860-DMXA	SMT-SH600W860-CDA
		27-54V 1250-12500mA	SMT-SH600W12A-D4IA-Y	SMT-SH600W12A-DMXA	SMT-SH600W12A-CDA
800W		190-380V 260-2600mA	SMT-SH800W260-D4IA-Y	SMT-SH800W260-DMXA	SMT-SH800W260-CDA
		143-286V 330-3300mA	SMT-SH800W330-D4IA-Y	SMT-SH800W330-DMXA	SMT-SH800W330-CDA
		110-205V 460-4600mA	SMT-SH800W460-D4IA-Y	SMT-SH800W460-DMXA	SMT-SH800W460-CDA
		77-154V 620-6200mA	SMT-SH800W620-D4IA-Y	SMT-SH800W620-DMXA	SMT-SH800W620-CDA
		55-110V 860-8600mA	SMT-SH800W860-D4IA-Y	SMT-SH800W860-DMXA	SMT-SH800W860-CDA
27-56V 1670-16700mA	SMT-SH800W16A-D4IA-Y	SMT-SH800W16A-DMXA	SMT-SH800W16A-CDA		